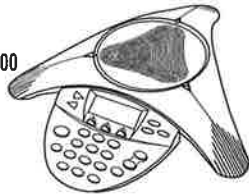


## Parts List

Your SoundStation VTX 1000 audio conferencing system includes the following items:

SoundStation VTX 1000



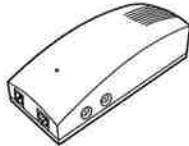
This Operation Manual



Phonejack Cable



Interface Module



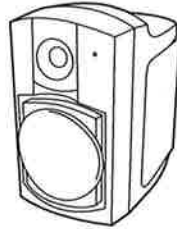
RJ 45 Cable



Interface Module Power Card  
(Yours may differ.)



Subwoofer



Subwoofer Power Card




Subwoofer Audio Cord

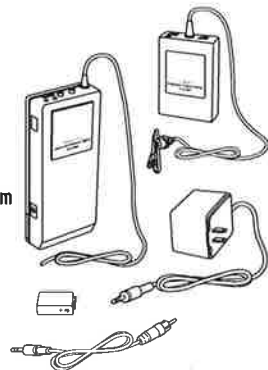


Optional Equipment

Extension Microphones

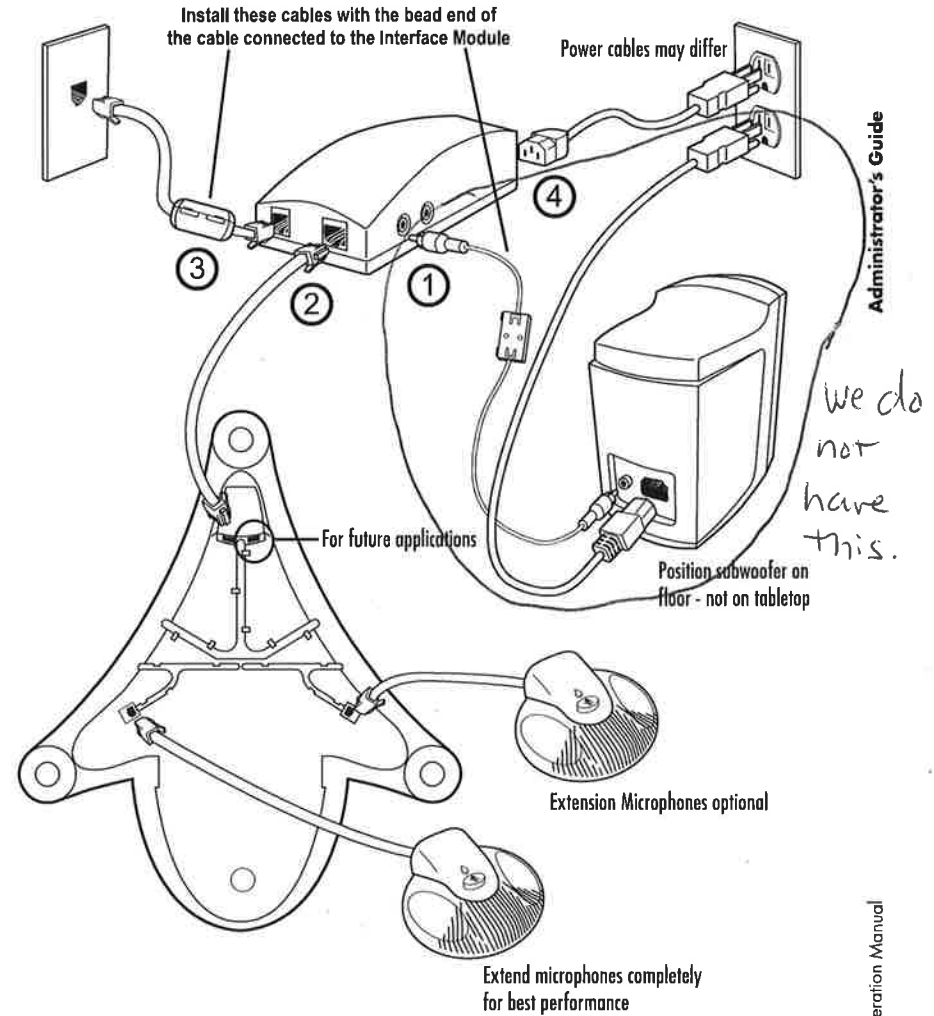


Wireless Microphone System  
(Available only in North America)



If any of the above parts is missing, please contact your Polycom representative or authorized dealer.

## Connection Diagram



### ATTENTION!

Connect Cables in sequence 1 to 4.

- 1) Cable 1 is for Subwoofer. Ships with Subwoofer ONLY.
- 2) Start with Cable 2 if Subwoofer is not included.
- 3) If unit fails to power up, disconnect all cables and reconnect in sequence shown.

Contact Heather Holda [hholda@hartsem.edu](mailto:hholda@hartsem.edu)  
 or Susan Schoenberger [sschoenberger@hartsem.edu](mailto:sschoenberger@hartsem.edu)  
 for code in advance of conference call