



**Hartford**  
SEMINARY

*Exploring Differences, Deepening Faith*

Winter/Spring 2018

Thank you for the interest you have expressed in the Women's Leadership Institute at Hartford Seminary. Enclosed you will find a brochure and a flyer describing this unique program.

We are now accepting applications for the class of 2019, which will convene in September 2018. If you are interested in joining us, please consider early enrollment to ensure a place in the program. Application materials are enclosed.

If you want to explore next steps with me before you make a decision, let me know. We can either talk on the phone or make an appointment to meet if you live nearby.

May this time of discernment be fruitful for you as you consider WLI. You have the support of my prayers at this point in your spiritual journey.

With a blessing,

Miriam Therese Winter  
Director, Women's Leadership Institute  
860-233-0875 (direct line)  
[wli@hartsem.edu](mailto:wli@hartsem.edu)

Enclosures

**Women's Leadership Institute**  
***A Program in Applied Spirituality***  
**2018– 2019**

***The Women's Leadership Institute at Hartford Seminary is an experience-based certificate program that enables participants to develop and strengthen leadership skills while exploring a feminist perspective in religion and society.***



**Program Components**

The Women's Leadership Institute consists of:

- nine monthly seminars
- a cross-cultural immersion experience
- a project in leadership

Core to the program is a guided analysis of content, personal and group reflection on experience, informative and evocative reading, deepening a sense of community, and integrating rituals and prayer. Participants also may opt to audit an additional seminary course free of charge after graduating from the program.

**Schedule**

The monthly seminar will meet Friday evening (6:00 – 9:00 p.m.) and all day Saturday (9.00 a.m.– 4:00 p.m.) on the following days:

**2018**

September 21-22

October 26-27

November 16-17

December 14-15

**2019**


January 18-19

February 15-16


March 15-16

April 5-6

May 10-11



Miriam Therese Winter, *Director WLI*  
Margaret Lezak, *Administrative Assistant*



## Cost of Certificate Program

Cost of the nine-month program      \$1600

This cost covers tuition (\$1500) and a hospitality fee (\$100) for beverages and snacks at all seminars, a supper at the opening seminar, and lunch during the Saturday sessions.

Hartford Seminary requires an application fee (\$40) due at the time of admission and a graduation fee (\$65). If you are already enrolled in a Hartford Seminary certificate or degree program, the application fee does not apply.

A payment plan is available on request.

## Graduate Credit Option

Program for 6 graduate credits      \$4,350 *[may be slightly higher]*

Enrollment for graduate credit requires a baccalaureate degree or its educational equivalent. The bonus course may also be taken for three graduate credits by paying an additional charge.

## Scholarships

Limited financial aid is available for those otherwise unable to participate in the program.

## Program Prerequisites and Admission

There are no academic prerequisites for admission to the program at the certificate level. Required of all candidates are an openness to the feminist perspective in religion and society and a willingness to honor diverse lifestyles, faith-based affiliations, and points of view. The admission process is administered through the WLI office.


### **WOMEN'S LEADERSHIP INSTITUTE**

*Hartford Seminary / 77 Sherman Street / Hartford, CT 06105*

*PHONE: (860) 509-9549*

*FAX: (860) 509-9509*

*e-mail: [wli@hartsem.edu](mailto:wli@hartsem.edu)*



# WOMEN'S LEADERSHIP INSTITUTE

HARTFORD SEMINARY

77 Sherman Street  
Hartford, CT 06105

## APPLICATION FOR ADMISSION

### PERSONAL INFORMATION *(Please type or print legibly)*

Name \_\_\_\_\_  
LAST FIRST MIDDLE

Address \_\_\_\_\_  
No./ Street Apt. No.  
\_\_\_\_\_  
City State Zip Code

Telephone ( ) ( ) E-mail \_\_\_\_\_  
HOME WORK

Date of Birth \_\_\_\_\_ Occupation \_\_\_\_\_

Social Security Number \_\_\_\_\_

Religious/Spiritual Affiliation \_\_\_\_\_  
*(Please be specific)*

### EDUCATIONAL INFORMATION

*Please provide details of educational background, including college, professional or ministerial training.*

### WORK/MINISTRY EXPERIENCE

*Please list present position first. If you wish you may attach a separate sheet or current resume.*

*Please complete reverse side*

# COMMUNITY OR EXTRACURRICULAR ACTIVITIES AND INTERESTS

---

---

## PERSONAL STATEMENT

Please enclose a typewritten statement of at least one full page in length reflecting on the following questions:

- a. What significant life experiences have led you to enrolling in this program?
- b. What do you hope to receive from this program? What do you hope to contribute?
- c. What is the one thing you would like us to know about you and your vision for the future of the world and/or your faith community?

## RECOMMENDATION

Please list the name of one person you have selected to provide a letter of recommendation. Completed recommendation forms should be sent to: *Women's Leadership Institute, Hartford Seminary, 77 Sherman Street, Hartford, CT 06105.*

Name: \_\_\_\_\_

Address: \_\_\_\_\_

My signature below indicates that all information contained in my application is correct and honestly represented.

\_\_\_\_\_  
Signature

\_\_\_\_\_  
Date

**Please return form, supporting documents, and one-time application fee of \$40.00 to:**

**Women's Leadership Institute  
Hartford Seminary, 77 Sherman Street, Hartford, Ct 06105**

**For further information, please call 860-509-9552**

*Hartford Seminary policy prohibits discrimination against any individual on the basis of race, sex, sexual orientation, religious creed, color, age, national or ethnic origin, ancestry, marital status, present or past history of mental disorder, mental retardation, learning disability or physical disability including, but not limited to, blindness or veteran status, or any other reason prohibited by an applicable law or regulation in the recruitment and admission of students; in the employment of faculty, staff and students; and in the operation of all Seminary programs, activities, and services. Students with disabilities are eligible for disability support services when they are enrolled in courses for graduate credit or in certificate program courses required for the completion of the program certificate. Additionally, the Seminary will not condone acts of violence or harassment reflecting bias or intolerance of any of the above mentioned classes. Evidence of practices that are inconsistent with this policy should be reported to the Office of the Dean.*

**WOMEN'S LEADERSHIP INSTITUTE  
Hartford Seminary**

**LETTER OF RECOMMENDATION**

Name of Applicant \_\_\_\_\_  
(please type or print)

*Please indicate in what context you know the person named above and share what you feel is important for us to know about the applicant in relation to her seeking to enroll in the Women's Leadership Institute. (Possible areas of reflection might be the applicant's reflective abilities, strengths and gifts, areas in which the applicant seeks to grow or deepen in knowledge, spirituality, and understanding, your sense of what she will receive and/or contribute through participation in the program, etc.)*

*Thank you.*

\_\_\_\_\_  
**Signature**

\_\_\_\_\_  
**Date**

\_\_\_\_\_  
**Name (please print legibly)**

\_\_\_\_\_  
**Phone**

\_\_\_\_\_  
**Address**

**Program Status**  
**WLI Class of 2019**

**Name** \_\_\_\_\_

**Program Status**

- \_\_\_\_\_ I am definitely auditing the program (cost: \$1,500)
- \_\_\_\_\_ I am taking WLI for six graduate credits (approx. cost: \$4,350)
- \_\_\_\_\_ I am uncertain about audit or credit status at this time

(If you choose option three, you will be billed at the audit level until you make your final decision regarding credit status, which should be done by the end of the fiscal year)

**Enclosed are the following**


- \_\_\_\_\_ Biographical data sheet
- \_\_\_\_\_ Photo of me [face size approx. 2" x 2"] – or sent online
- \_\_\_\_\_ Partial payment (optional)

**Please note**

Enrollment cost includes an additional \$40 application fee, \$100 hospitality fee, and a \$65 graduation fee. You will be billed for the full cost of WLI at the beginning of the program in September. You are required to pay half the cost before the end of December (2018) and the remaining amount before the final seminar in May. Contact the business office directly for information on how to set up a monthly payment plan. If you have specific financial issues or concerns, please call Miriam Therese Winter at 860-233-0875.

**Date** \_\_\_\_\_

**Women's Leadership Institute \* Class of 2019**



**Name** \_\_\_\_\_

**Address** \_\_\_\_\_

**Phone/s** \_\_\_\_\_

**E-mail** \_\_\_\_\_

**Informally, I am called** \_\_\_\_\_  
(e.g. Sue, M.J., Lily, Betsy...)

**Vocation/Occupation** \_\_\_\_\_

**Religious/Spiritual Affiliation** \_\_\_\_\_

**Special Interests** \_\_\_\_\_

**I would like to share this about myself** \_\_\_\_\_

**Notes:**